

What can real-time, data-driven insights do for your research team?

Viewpoint Site CTMS's Insights Module enables your research team to make data-driven decisions in real-time. With reports benefiting coordinators, study managers, network managers, finance teams, and regulatory teams, all levels of your organization are enabled to operate more efficiently and proactively. Across reports, filtering gives you the flexibility to compare performance and progress across sites, studies, investigators, therapeutic areas, and more. Read on to learn about how dynamic reporting can impact your organization's bottom line.

Accelerate and optimize enrollment

- View patient data within your network to quickly identify candidates for screening
- Track enrollment diversity metrics to identify areas for improvement
- Identify top enrolling sites and investigators to share best practices with the rest of the network

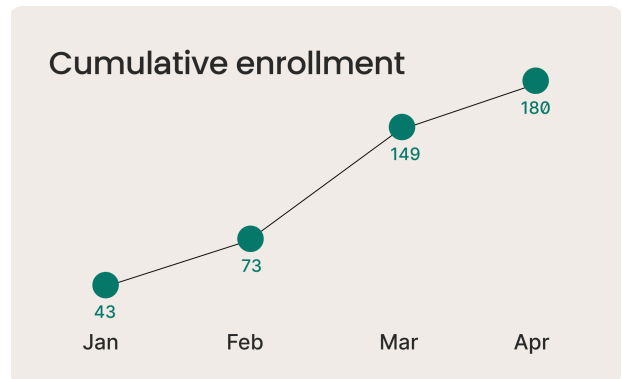


Figure 1: Illustrative enrollment visual

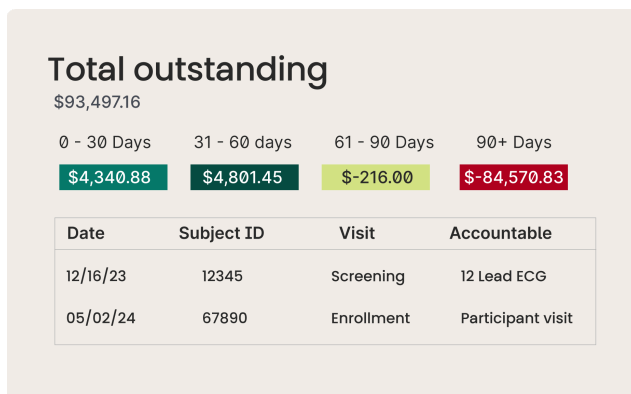


Figure 2: Illustrative A/R dashboard

Enhance study profitability

- Easily drill in to an A/R Aging report to reduce missed revenue opportunities
- Track profitability of individual studies to identify successful areas to double down on, as well as improvement opportunities
- Extract financial data to empower existing financial systems



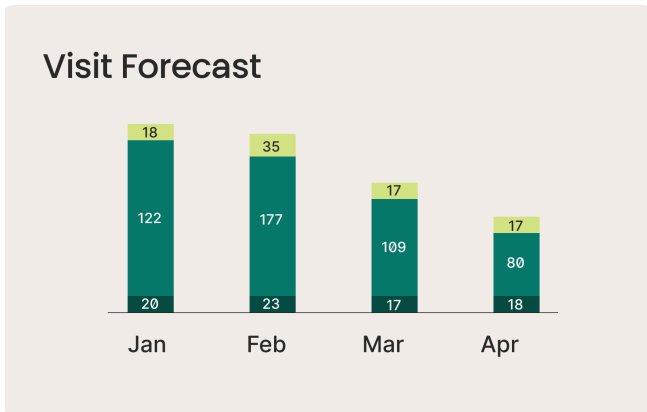


Figure 3: Illustrative workload planning visual

Improve study startup times

- Highlight activities most likely to finish behind schedule historically, to identify performance improvement initiatives
- Respond to feasibility surveys confidently with access to PI performance data
- Track studies through the startup process to highlight those at risk of delays

Download your desired format










Figure 5: Easily download and share any visual or report

Balance workloads and plan staffing

- Proactively ensure that teams are appropriately staffed with future-looking visit projections
- Assess the efficiency and workloads of individual team members

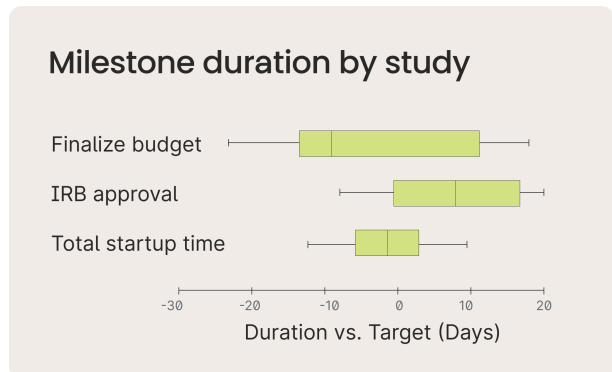


Figure 4: Illustrative study startup visual

Streamline communications

- Quickly pull reports designed to be shared in cooperative group studies, reducing manual data manipulation time
- Reduce the time it takes analytics resources to arm leadership teams with the data they need to drive decisions

Learn more about Verily Viewpoint Site CTMS

To learn more about how the 30+ reports in Viewpoint Site CTMS's insights module can enable your research teams, reach out to schedule a conversation.

verily.com/site-ctms-request

